



WELCOME TO A LEVEL PHOTOGRAPHY

OUR ART TEAM

Mrs McClay

Mrs Herring

Mr Woodward

Mrs Woodward

Claudia and Penny



AS AND A-LEVEL ART AND DESIGN

AS (7241, 7242, 7243, 7244, 7245, 7246)
A-level (7201, 7202, 7203, 7204, 7205, 7206)

Specifications
For exams from September 2015 onwards
For A-level exams in May/June 2017 onwards

Version 1.2 | March 2014

These specifications include the following titles:

- Art, craft and design
- Fine art
- Graphic communication
- Textile design
- Three-dimensional design
- Photography



We study with the AQA exam board where Photography is a topic title included in the Art and Design specification. Follow the link below to see the full document but our Art Team will keep you right at all stages. The main thing you need to understand are the four assessment objectives which are the recipe for success.

<https://www.aqa.org.uk/subjects/art-and-design/as-and-a-level/art-and-design/subject-content/photography>

Assessment objective 1	Assessment objective 2	Assessment objective 3	Assessment objective 4
Develop ideas through sustained and focused investigations informed by contextual and other sources, demonstrating analytical and critical understanding	Explore and select appropriate resources, media, materials, techniques and processes, reviewing and refining ideas as work develops	Record ideas, observations and insights relevant to intentions, reflecting critically on work and progress	Present a personal and meaningful response that realises intentions and, where appropriate, makes connections between visual and other elements

Please use your mobile device to take all photographs. Most phones have some sophisticated editing functions and there are also many free apps available which can do even more.



Please use our examples of this project as a guide. We will be looking for all of the following stages: BRAINSTORM IDEAS, SHOOT, SELECT, EDIT and FINAL IMAGE.

Present all tasks in a PowerPoint and email to:

swoodward@newent.gloucs.sch.uk and rherring@newent.gloucs.sch.uk

We will send you feedback on your work.

TASK 1

WORLD OF WORDS

Start looking at things in a new way.

Take photographs of different objects that could represent a letterform.

Arrange your images to say something about you.



TASK 2

THESE BOOTS WERE MADE FOR WALKING

Photograph your feet in three different locations:

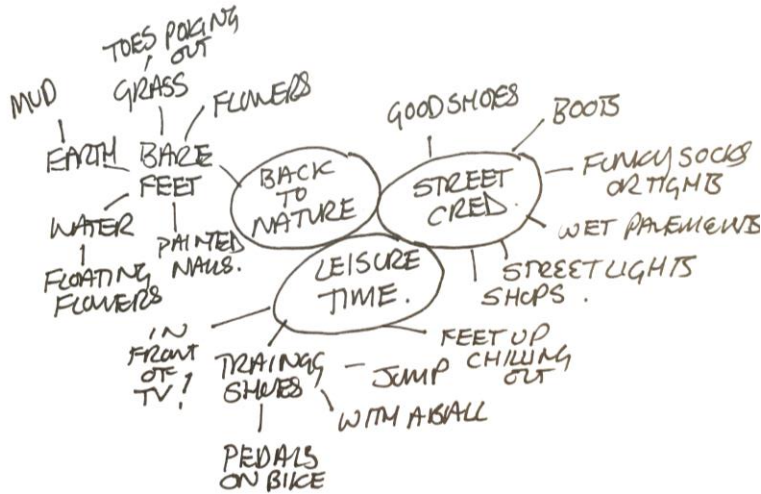
1- BACK TO NATURE, 2- STREET CRED, 3- LEISURE TIME.

Think about the location of your feet and the background content and colour. Bare feet or socks or shoes?

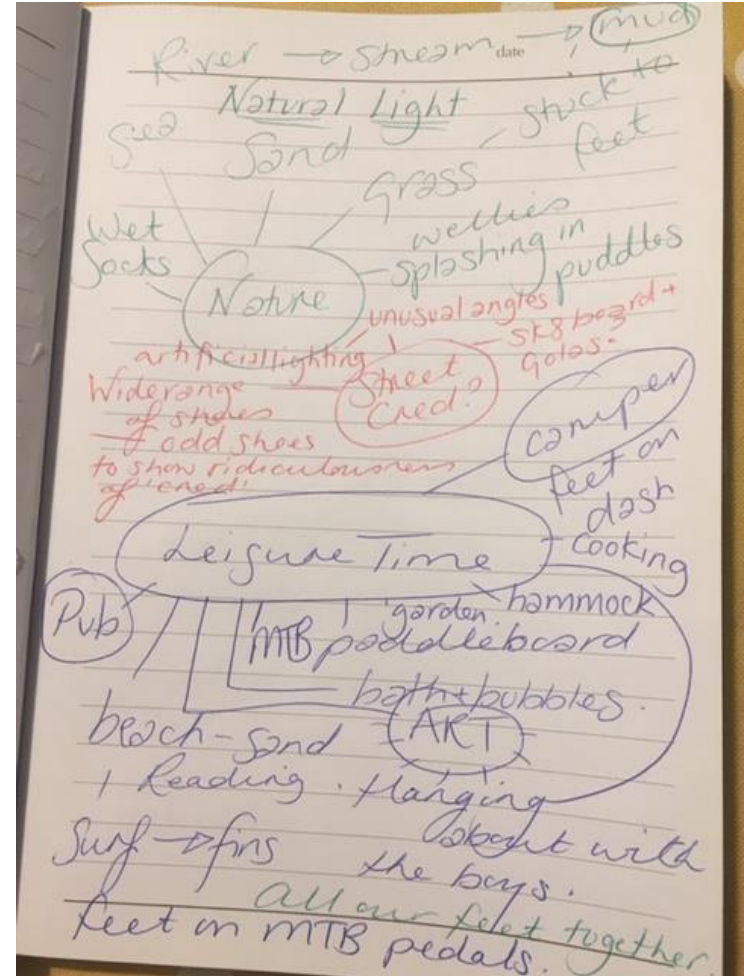
Consider composition although it is better to shoot wider then crop in if desired.

Produce a minimum of five shots for each one prior to selection.

Mrs Woodward – BRAINSTORM



Mrs Herring – BRAINSTORM



Mrs Woodward – SHOOT



BACK TO NATURE





STREET CRED



LEISURE TIME

Mrs Herring – SHOOT



Mrs Woodward – SELECT



I just love my little blue Scottish feet in the grass but had hoped for something more 'spiritual'? Toes a little bit 'piggy' and legs a bit.... nice grass though! Much prefer the red shoes with buckle detail, bit more fun. Composition of feet also more interesting.



On a big rainy day I took my best shoes out for a walk on the street, just outside my house. The shoe and sock combo is merit enough for a photo but loved the puddle and wet pavement additions. I would like someone on traffic control so I could compose the white line in a better way.



I did have plans to put on my training shoes (gutties) and do some high end sporting activity..... but hell it was chucking it down! So what's a girl to do but sit back and DOOM! Then Tomb Raider and maybe some Wi Dance to alleviate the guilt. Leisure time comes in many forms, could have opened a book, or made some art, or gone for a walk with my dog if I had one. I did do some water bomb baseball with my son in the garden.... but that's another photo shoot to share soon.

Mrs Herring – SELECT




Love the angle I managed to get, just rested the phone on the grass and the feet have distorted. They remind me of hobbit feet!



I struggled with the 'Street Cred' theme, if felt forced and too predictable. Felt this photo shoot was more about consumerism.



Mrs Woodward – EDIT



Mrs Herring – EDIT



I haven't edited
the earth feet
at all, but like the lighting



Mrs Woodward BEST SHOT



I have chosen this as my best shot because I really like the stark contrast I achieved in the editing process. Wet shoes sparkle with the moisture on them on a wet pavement. The image does feel a little bit over produced but I know I could deliver something more refined when I use Photoshop to edit this in a similar way.

I think this image could easily become a part of a advertising/branding campaign for Doctor Martin and think I may go on to add text to this image.

‘Where will you go?’

Tons of highlights and contrast and black spot edits added here.

Mrs Herring BEST SHOT..... can't decide!

