

YEAR 11 Summer Assignment preparing for Year 12 FINE ART

WHAT IS CONTEMPORARY DRAWING?


Centrality: Drawing is the oldest form of art. From cave paintings to contemporary art, drawing has evolved through time. Drawing was once seen as the test of a true artist. Artists were skilled draftsmen, but their drawings were viewed as a step in the creation process.

In today's art world, drawing has been elevated to the status of painting and sculpture. Viewed as an art form in its own right, a drawing is not limited as a means to an end. Rather, drawing includes the use of surprising new materials that often reconsider techniques and habits not centrally associated with drawing.

Engagement: Drawing is the first step in a process of learning how to make artwork.

Drawing realistically and with personal style are important benchmarks for most students. While drawing realistically can be helpful, contemporary artists draw with a freedom not inhibited by realism. Discovering the many ways we draw in the 21st

century allows us to contribute to a discourse that appropriates traditional habits and techniques with a new sense of authority.



Complete the following tasks over the summer holidays in preparation for your Fine Art/3D Studies A2 studies. You should bring all your research and work to your first lesson in September.

1. **RESOURCES:** Get an A3 sketchbook from school or work on paper if unable to collect. Start to assemble together a collection of good drawing pencils, pens, paintbrushes, rubbers, a memory stick etc. You could get yourself a small fishing tackle box to keep all your equipment in. It is important that you look after your resources; the department can only provide A level students with basics.

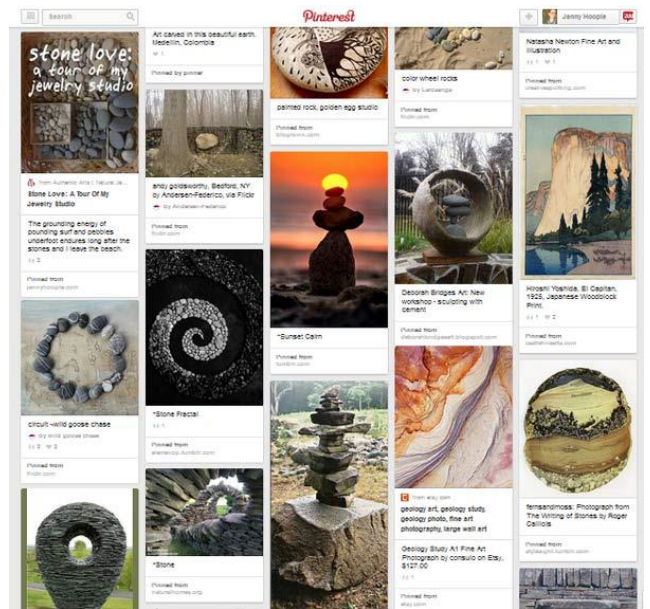


2. SOURCES OF INSPIRATION:

- a. Start to collect images and resources that simply catch your eye – it can be anything at all! They do not all need to have the same theme. It might be nature, manmade, human form etc. Look through magazines, newspapers, online, postcards, old photos, wrapping and packaging, collect fabric samples, threads, buttons etc. It is important that you never stop collecting **SOURCES OF INSPIRATION** all the way through the course; it keeps your work alive.
- b. Start a Pinterest account if you don't already have one. Follow Miriam McClay and Bex Herring. Check out themed boards as well as others on the site.




Other examples of inspiration boards...



3. **FINDING A THEME:** Have a look through your collection of resources – are there any recurring themes? Ideas could be textures, colours, lines, memories, containers, natural form, pattern, structures, image, identity etc

4. **PHOTOGRAPHIC OBSERVATION A03:** You need to start to make observations based on your theme using a camera initially. You will need to take at least 20 digital images and bring them to your first lesson on a memory stick. Photographs should explore your understanding of lighting, composition, viewpoint, focus and angle amongst other things. It is probably best to limit your subject matter and experiment with the way you can vary taking the photo.



5. DRAWING OBSERVATIONS/RESPONSES A03: You will need to make some drawings based on either your photos or your sources of inspiration. You should make a minimum of 3 x A3 but ideally we would like to see many more than that. You could work on different papers – maybe some found papers (see attached sheet) or maybe in a sketchbook. The more drawing practise you do now the better and more confident you will feel in September. Jot down below what materials you might use. Look at the following websites dedicated to contemporary drawing to help you explore ideas about what drawings CAN look like. Perhaps adopt the style of an artist you like in your drawing outcomes – identify this artist in your work please.

No longer limited to the preparatory sketch, contemporary drawing ranges from pencil on paper, to the conceptual, and to the three dimensional. The Oxford English Dictionary is still firmly rooted in the tradition of the past but contemporary practice has moved on.

<https://drawingroom.org.uk/archive/exhibitions>
<http://jerwoodvisualarts.org/3158/Jerwood-Drawing-Prize>

.....
.....
.....
.....

